



# THE BLUE KIT

No. D10569-111



## USB – Quick Installation Guide

IPDS Emulation  
Mainframe & AS/400 to LAN printer  
for Hewlett Packard Printers

Solutions  
Business Partner



# This Quick Guide explains how to install the Blue Kit

## Prerequisite to install the Blue Kit in the printer

Before the first installation of the Blue Kit, print a self-test to make sure that your printer has enough memory and the minimum printer firmware Datecode.

- Memory Requirements

Printer	Minimum Printer memory
LJ M506 *	512 MB resident
LJ 500 MFP M525	1024 MB resident
LJ MFP M527 *	1280 MB resident
LJ 500 Color M551	1024 MB resident
LJ Color M552/ M553 *	1024 MB resident
LJ 500 Color MFP M575	1536 MB resident
Color LJ MFP M577 *	1792 MB resident
LJ 600 M601/ M602/ M603	512 MB resident
LJ M604/ M605/ M606 *	512 MB resident
LJ M607/ M608/ M609 (NEW) *	1024 MB resident
LJ MFP M630	1520 MB resident
LJ MFP M631 / M632 / M633 (NEW) *	1792 MB resident
Color LJ M651	1520 MB resident
Color LJ M652 / M653 (NEW) *	1024 MB resident
Color LJ MFP M680	2048 MB resident
Color LJ MFP M681 / M682 (NEW) *	2048 MB resident
LJ 700 M712	512 MB resident
LJ 700 MFP M725	1024 MB resident
Color LJ M750	1520 MB resident
LJ 700 Color MFP M775	1536 MB resident
LJ M806	1024 MB resident
LJ MFP M830	1536 MB resident
Color LJ M855	1024 MB resident
Color LJ MFP M880	1536 MB resident
Color LJ 3000/ LJ 3800	128 MB resident
LJ P3005	80 MB resident
LJ P3010/ P3014/ P3015	128 MB resident
LJ M3035 MFP	256 MB resident
Color LJ CP3505	256 MB resident
Color LJ CP3525	384 MB resident
Color LJ CM3530 MFP	512 MB resident
LJ P4014/ LJ P4015/ LJ P4515	128 MB resident
Color LJ CM4540 MFP	1280 MB resident
LJ M4345 MFP	256 MB resident
LJ M4555 MFP	1280 MB resident
Color LJ CP4020/ LJ CP4525	512 MB resident
LJ M5035 MFP	256 MB resident
Color LJ CP5525	1024 MB resident
Color LJ CP6015	512 MB resident
Color LJ CM6030 MFP/ LJ CM6040 MFP	256 MB resident
Color CM8050 MFP/ CM8060 MFP	1024 MB resident
LJ M9040 MFP/ LJ M9050 MFP	384 MB resident
Color LJ 3000/ 3800/ Color M551/ Color M552/ Color M553/ 500 Color MFP M575*/ Color MFP M577/ M750*/ 700 Color MFP M775/ M855/ MFP M880*/ CP3505/ CP3525/ CP5525/ CM3530 MFP/ CP4020/ CP4525/ CP6015/ CM4540 MFP/ CM6030 MFP/ CM6040 MFP/ CM8050 MFP*/CM8060 MFP*	Blue Kit with <b>FULL Color</b> support (512 MB) (* 1024 MB or higher)

Printer	Minimum Printer memory
Officejet Color X555	1280 MB resident
Officejet Color X585	2048 MB resident


\* USB kit is required to provide the two USB interface ports (HP Part number B5L28A)

- Firmware Requirements

Printer	Minimum Printer Firmware date code
LJ M506 *	20150731 2306242_531752
LJ 500 MFP M525	20120623 2200643_228344
LJ MFP M527 *	20150629 2306082_528705
LJ 500 Color M551	20120623 2200643_228343
LJ Color M552/ M553 *	20150731 2306242_531754
LJ 500 Color MFP M575	20120623 2200643_228345
Color LJ MFP M577 *	20150731 2306242_531749
LJ 600 M601/ M602/ M603	20120623 2200643_228341
LJ M604/ M605/ M606 *	20150731 2306242_531753
LJ M607/ M608/ M609 (NEW) *	20170407 2403302_006075
LJ MFP M630	20140717 2303714_233000041
LJ MFP M631 / M632 / M633 (NEW) *	20170331 2403298_006036
Color LJ M651	20140321 2302786_433707
Color LJ M652 / M653 (NEW) *	20170407 2403302_006076
Color LJ MFP M680	20140321 2302786_433708
Color LJ MFP M681 / M682 (NEW) *	20170331 2403298_006039
LJ 700 M712	20121208 2201057_231932
LJ 700 MFP M725	20130207 2203027_232445
Color LJ M750	20130729 2301104_394918
LJ 700 Color MFP M775	20121208 2201057_231933
LJ M806	20130919 2301132_395582
LJ MFP M830	20130919 2301132_395573
Color LJ M855	20130919 2301132_395568
Color LJ MFP M880	20130919 2301132_395570
Color LJ 3000/ LJ 3800	20050725 46.033.0
LJ P3005	20060727 02.033.0
LJ P3010/ P3014/ P3015	20090107 06.037.0
LJ M3035 MFP	20060809 48.001.0
Color LJ CP3505	20070504 03.018.5
Color LJ CP3525	20080620 05.052.0
Color LJ CM3530 MFP	20080730 02.064.0
LJ P4014/ LJ P4015/ LJ P4515	20090925 04.049.1
Color LJ CM4540 MFP	20120623 2200643_228347
LJ M4345 MFP	20060810 48.001.5
LJ M4555 MFP	20120623 2200643_228339
Color LJ CP4025/ LJ CP4525	20090618 06.060.0
LJ M5035 MFP	20060809 48.001.0
Color LJ CP5525	20120623 2200643_228338
Color LJ CP6015	20080220 04.042.0
Color LJ CM6030 MFP/ LJ CM6040 MFP	20080405 52.012.0
Color CM8050 MFP / CM8060 MFP	20070703 72.018.0
LJ M9040 MFP/ LJ M9050 MFP	20071210 50.002.0

Printer	Minimum Printer Firmware date code
Officejet Color X555	20140321 2302786_433705
Officejet Color MFP X585	20140321 2302787_433743

\* USB kit is required to provide the two USB interface ports (HP Part number B5L28A)



## Blue Kit Installation



The Blue Kit will be installed on the printer formatter, inside the printer.

Examples shown are the HP LaserJet:

**P3005**

and

**P4015**, others may vary.



### **\*\* Warning \*\***

**\*\* Before a Disk Initialization (DISK\_INIT) procedure, please remove the Blue Kit.**

**\*\* Before Upgrading Firmware on the printer, please remove the Blue Kit.**

1. Make sure no power cord is connected to the printer.
2. Locate the USB Flash slot on the printer by removing the panel on the printer, usually located on the side of the printer.
3. Insert the Blue Kit into the printer's USB Flash slot.
4. Replace the printer's side panel and power on the printer.
5. Print the **configuration page** and check that the **MPIPDS** personality appears in the list.

The following is an extract of a configuration page:

#### Installed Personalities and Options

```
PCLXL ((2001xxxx)
PCL (2001xxxx)
PDF (2005xxxx)
PS (2001xxxx)
MPIPDS (20080730)
DIMM Slot 1: Empty
DIMM Card Slot 1: Empty
Card Slot 1: 32 MB F/W FLASH: 2 MB
EIO 1 : Empty
RAM DISK Storage: 157 MB Capacity
USB Storage 1: USB: 956 MB **
Embedded HP jetDirect J7949E
** (or higher size)
```

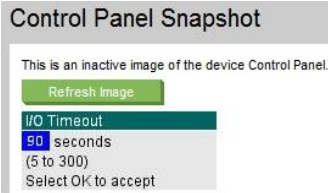
6. You are now ready to print.

## HP settings

Default IPDS port in JetDirect card is: **9100**

This IP port number is used for printer Host device configuration.

- Set the IP, Subnet Mask, and Gateway address on the Embedded or JetDirect card.
- **IDLE TIMEOUT** on the **Embedded JetDirect**. This parameter must be set to **0** (zero).
- **I/O Timeout**
  - For all models (*except HP series 500, 600, 700 and 800*)  
From the **I/O Menu** of the **HP printer**. The default value is 15. This parameter must be set to **90**.
  - Only for models HP series 500, 600, 700 and 800  
From printer panel access Administration → Networking Settings.  
The default value is 15s. This parameter must be set to **90** (the maximum value is 300).



- **PERSONALITY** on the Configuration Menu of the **HP printer**. This parameter must be set to **AUTO**.  
**Remember** to power cycle printer to enable new settings.

Configuration via Web Browser

Example: <http://192.16.100.10>

### Note:

Refer to the **Plug-in AFP/IPDS Emulation** User's Guide for additional details.

## About MPI Tech

The MPI Tech Group is a leading manufacturer of printing solutions for IBM systems.

All products are developed and produced by MPI Tech and sold through MPI Tech sales offices or authorized dealers around the world.

MPI Tech partakes in various international committees to further spread its know-how and define the future of digital printing (Members of the "AFP Consortium").

## Copyrights:

© Copyright MPI Tech 1981 - 2017. All rights reserved.

All other products mentioned are trademarks of their respective owners.

Web site : [www.mpitech.com](http://www.mpitech.com)

<b>France</b>	<b>US (East coast)</b>
<b>MPI Tech SA - Corporate Headquarters</b> 40 rue du Général Malleret Joinville BP 88 94402 Vitry sur Seine France Phone + 33 (0) 1 45 73 09 40 Fax + 33 (0) 1 46 80 70 71 e-mail : <a href="mailto:support.fr@mpitech.com">support.fr@mpitech.com</a>	<b>MPI Tech Inc.</b> 2001 Jefferson Davis Highway #Suite 306 Arlington, VA 22202 USA Phone + 1 (703) 418 0680 Fax + 1 (703) 418 0684 e-mail : <a href="mailto:support.us@mpitech.com">support.us@mpitech.com</a>
<b>Denmark</b>	<b>US (West coast)</b>
<b>MPI Tech A/S</b> Vadstrupvej 35 Dk – 2880 Bagsværd Denmark Phone + 45 4436 6000 e-mail : <a href="mailto:support.dk@mpitech.com">support.dk@mpitech.com</a>	<b>MPI Tech Inc.</b> 4952 Warner Avenue, Suite 301 Huntington Beach CA 92649-5506 USA Phone + 1 (714) 840 80 77 Fax + 1 (714) 840 21 76 e-mail : <a href="mailto:techsup@mpitech.com">techsup@mpitech.com</a>
<b>United Kingdom</b>	<b>Germany</b>
<b>MPI Tech United</b> Anchor House, 50 High Street, Bagshot Surrey GU19 5AW United Kingdom Phone + 44 (0) 844 800 9803 Fax + 44 (0) 1276 452 379 e-mail : <a href="mailto:support.uk@mpitech.com">support.uk@mpitech.com</a>	<b>MPI Tech GmbH</b> Bavariastr. 7a D-80336 Munich Germany Phone + 49 (0) 89 35 4762 -30 Fax + 49 (0) 89 35 4762-11 e-mail : <a href="mailto:support.de@mpitech.com">support.de@mpitech.com</a>